

**Rayat Shikshan Sanstha's**  
**Dr.Patangrao Kadam Mahavidyalaya, Ramanandnagar (Burli)**  
**Tal-Palus, Dist. - Sangli (M.S.) India.**

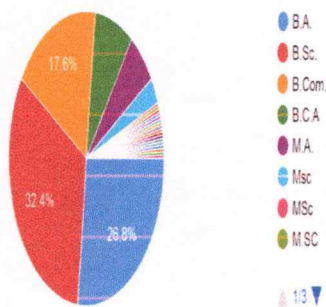
Report on,  
**Students Feedback On College**  
**Academic Year 2020-21**

Feedback is one of the most effective teaching and learning strategies and has an immediate impact on learning progress. We are collecting feedback from our students personally. We have designed a special feedback form on college.

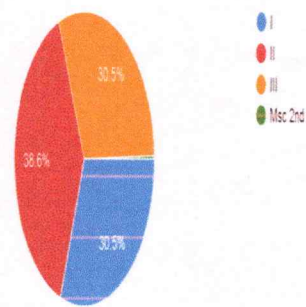
**✦ Respondent Profile**

The respondent sample is broadly representative of the student population with respect to class, and course. There are 26.4% from B.A., 17.6% from B. Com., 32.4% from B.Sc., 8.08% from B.C.A., 9.79% from M.Sc., 5.81% from M.A. in the survey sample. Most of the respondent students are from Bachelor's Degree (84.4%), students from Master Degree 15.6% students.

Course  
272 responses

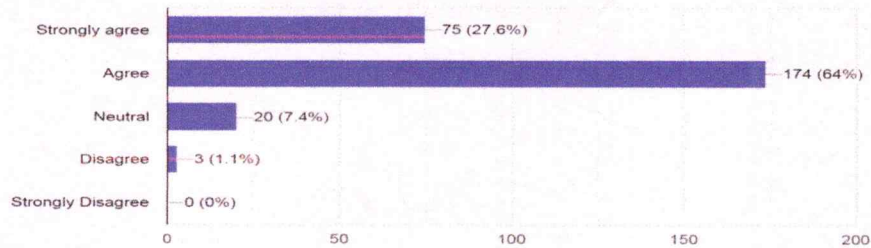


Class  
272 responses



### Que.1 The prescribed book/reading materials are available in the library/seminar

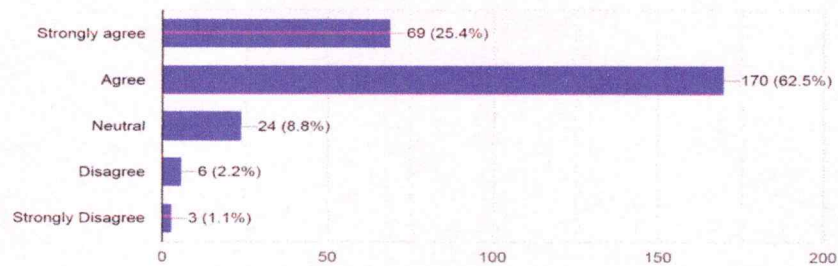
The prescribed book/reading materials are available in the library/seminar  
272 responses



The above graph shows students opinion about the prescribed books/reading materials are available in the library/ seminar.27.6% of the students strongly agree.64% of the students agree. 1.1 % of the students have said that no prescribed books/reading materials are available in the library/seminar,

### Que.2 Reading room & amp; Common room are available in the faculty/College building.


Reading room & Common room are available in the faculty/College building  
272 responses



According to above graph 25.4% of the students strongly agree. 62.5% of the students agree. 8.8% of the students are neutral. 2.2 % of the students disagree to reading room & amp; Common room is available in the faculty/ College building.

### Que.3 Available reading space in library/seminar is satisfactory.

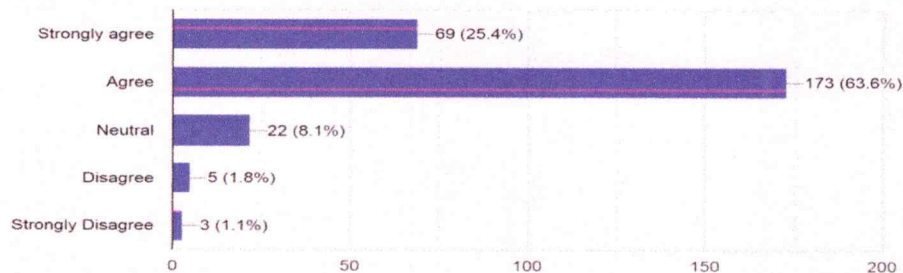
Available reading space in library/seminar is satisfactory.  
272 responses



The above graph shows students opinion about available reading space in library/seminar is satisfactory. 26.5% of the students strongly agree. 62.1% of the students agree. 0.4% of the students disagree to available reading space in library/seminar is satisfactory

**Que.4 The library/seminar staff is cooperative and helpful.**

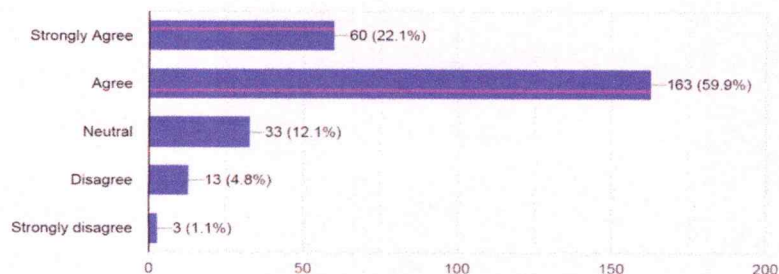
The library/ seminar staff are cooperative and helpful  
272 responses



The above graph shows 25.4% of the students strongly agree.63.6% of the students agree. 3.8% of the students are neutral. 1.8% of the students are disagree to the library/seminar staff are cooperative and helpful.

**Que.5 Photocopying facility in the library/department is available and satisfactory**

Photocopying facility in the library/ department is available and satisfactory  
272 responses




According to above graph 22.1% of the students strongly agree, 59.9% of the students agree. 4.8% of the students disagree to photocopying facility in the library/department is available and satisfactory.



**Que.6 Internet facilities are available in the department.**

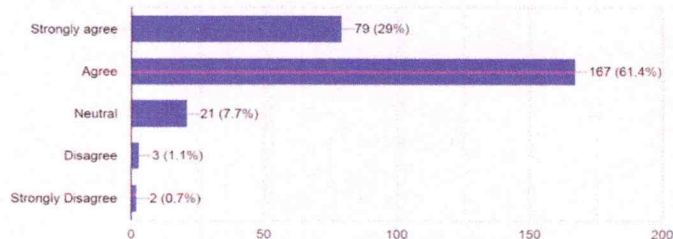
Internet facilities are available in the department  
272 responses



The above graph shows students opinion about Internet facilities are available in the department. 26.5% of the students strongly agree. 52.6 % of the students agree. 5.9% of the students disagree to internet facilities are available in the department.

**Que.7 Online educational resources are available and accessible.**

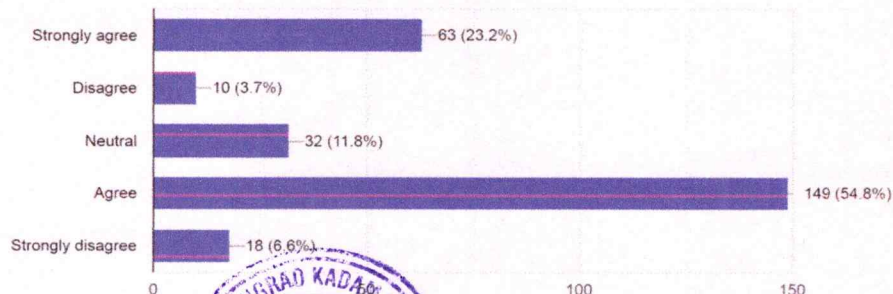
Online educational resources are available and accessible  
272 responses



The above graph shows students opinion about online educational resources is available and accessible. 29% of the students strongly agree, 61.4% of the students agree, 5.1% of the students disagree.

**Que.8 The office staff in the department is helpful.**

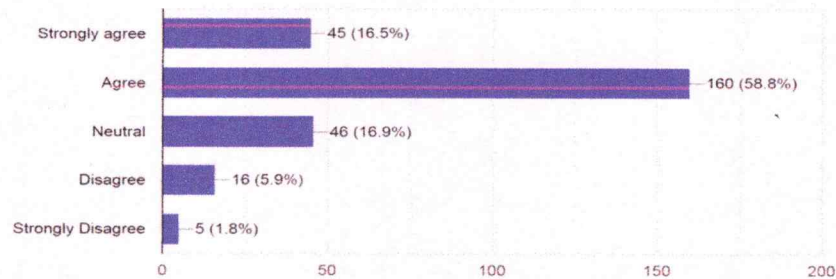
The office staff in the department are helpful.  
272 responses



According to the above graph 23.2% of the students strongly agree, 54.8% of the students agree, 3.7% of the students disagree and 6.6% of the students strongly disagree to the office staff in the department are helpful.

**Que.9 Toilets/washrooms are hygienic and properly maintained.**

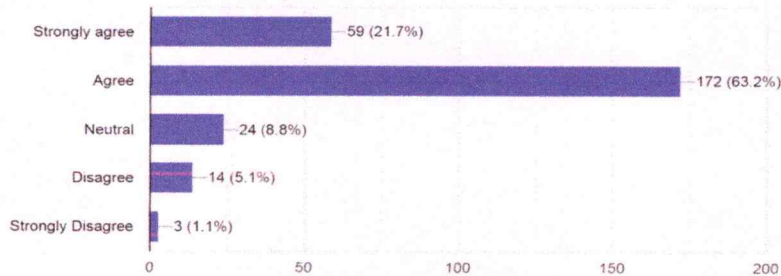
Toilets/washrooms are hygienic and properly maintained.  
272 responses



According to above graph 16.5% of the students strongly agree, 58.8% of the students agree. 7.6% of the students disagree to toilets/washrooms are hygienic and properly maintained.

**Que.10 Clean drinking water is available on the campus.**

Clean drinking water is available on the campus.  
272 responses

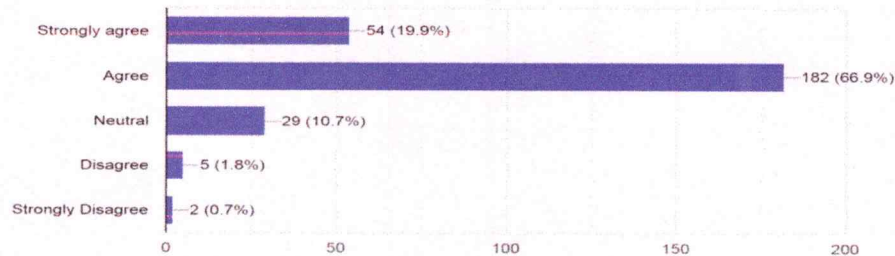


The above graph shows 21.7% of the students strongly agree, 63.2% of the students agree. 5.1% of the students disagree to clean drinking water is available on the campus.



**Que.11 Grievances/problems redressed/solved well in time.**

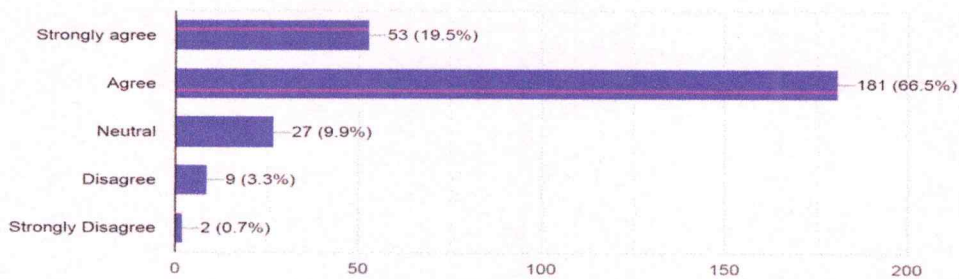
Grievances/problems redressed/solved well in time.  
272 responses



According to above graph 19.9% of the students strongly agree, 66.9% of the students agree. 1.8% of the students disagree to grievances/problems redressed/solved well in time.

**Que.12. The functioning of the placement cell(s) in the institute is satisfactory.**


The functioning of the placement cell(s) in the institute is satisfactory  
272 responses



The above graph shows students opinion about functioning of the placement cell(s) in the institute. 19.5% of the students strongly agree, 66.5% of the student's agree.3.3% of the students disagree to the functioning of the placement cell(s) in the institute is satisfactory.

**Que.13 Equipment in the lab(s) is in working condition.**

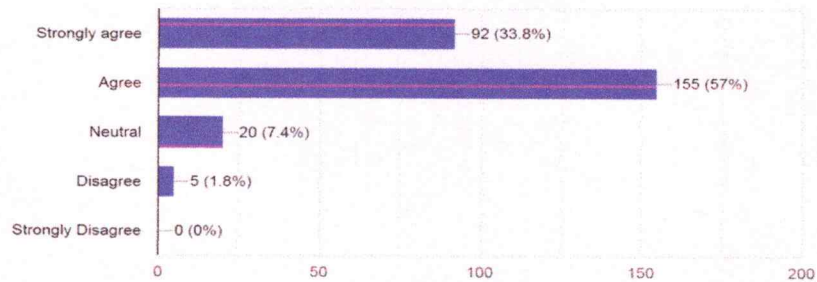
Equipment in the lab(s) are in working condition  
272 responses



According to the above graph 22.1% of the students strongly agree, 65.4% of the students agree. 2.2% of the students disagree to equipment's in the lab(s) are in working condition.

**Que.14 The campus is green and Eco-friendly.**

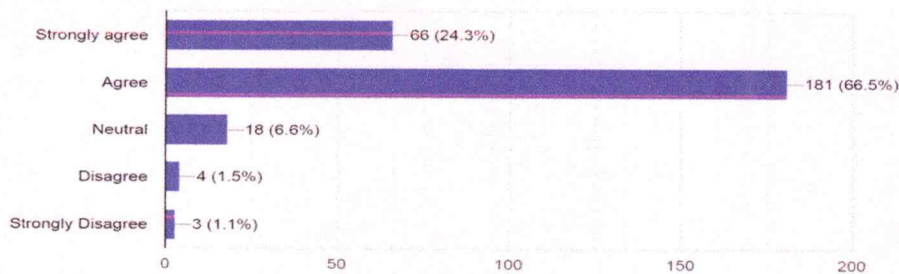
The campus is green and Eco-friendly.  
272 responses



According to above graph 33.8% of the students strongly agree, 57% of the students agree. 1.8% of the students disagree to the campus is green and Eco-friendly.

**Que.15 The buildings/classrooms are accessible to differently-abled students**


The buildings/classrooms are accessible to differently-abled students  
272 responses



The above graph shows 24.3% of the students strongly agree, 66.5% of the students agree. 1.5% of the students disagree to the buildings/classrooms are accessible to differently-abled students.

**Que.16 The Classrooms are clean and well maintained.**

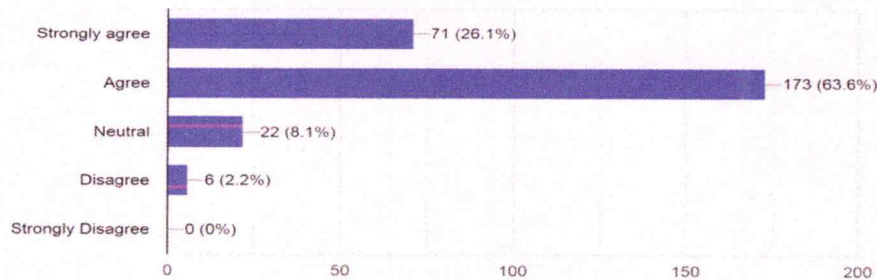
The classrooms are clean and well maintained.  
272 responses



The above graph shows 22.4% of the students strongly agree, 66.2% of the students agree. 3.3% of the students disagree to the classrooms are clean and well maintained.

**Que.17 The Campus has adequate power supply.**

The campus has adequate power supply.  
272 responses




According to the above graph 26.1% of the students strongly agree, 63.6% of the students agree. 2.2% of the students disagree to the campus has adequate power supply.

**Findings:**

1. Most of the students have requested to provide transport facility.
2. Some of the students have requested to provide clean drinking water in campus.

*Prage*  
Chairman,  
Feedback Committee



*Prad*  
Principal,  
Dr. Patangrao Kadam Mahavidyalaya,  
Ramanandnagar (Burl)  
Tal. Palus, Dist. Sangli.





**Rayat Shikshan Santha's**

**Dr.Patangrao Kadam Mahavidyalaya, Ramanandnagar (Burli)**

**Tal-Palus, Dist. - Sangli (M.S.) India.**

Report on,

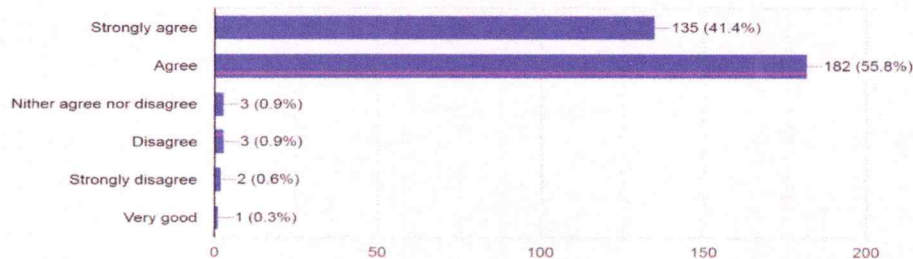
**STUDENTS FEEDBACK ABOUT TEACHER**

**Academic Year 2020-21**

Feedback is one of the most effective teaching and learning strategies and has an immediate impact on learning progress. We are collecting feedback from our students personally. We have designed a special feedback form on curriculum development, Faculty performance and subject review.

❖ **The analysis of student's feedback on the completion of Syllabus:**


1)The teacher completes the entire syllabus in time  
326 responses




The above graph shows that 41.4% students feel strong agree for completion of entire syllabus in time while 55.8% students agree but 0.9% students are not satisfy about completion of syllabus.

❖ **About Teacher discuss topics and interact in the class:**

2)The teacher discuss topics and interact in the class  
326 responses

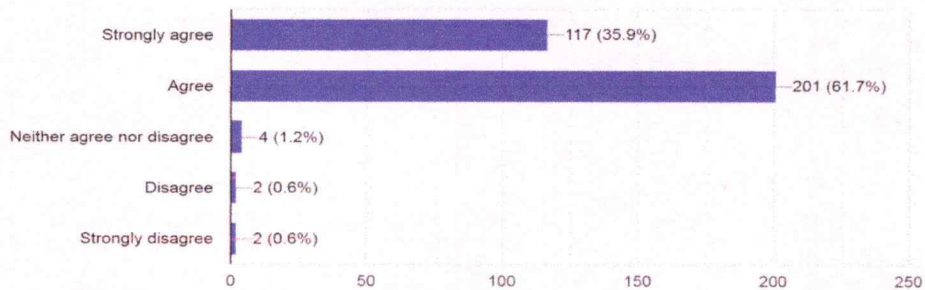


The 36.8% students strongly agree and 62.3 % students are agree while 0.9% students are disagree for discussion on the topic and interaction by teacher in the class.



❖ **The teacher communicates clearly and inspire me by his teaching:**

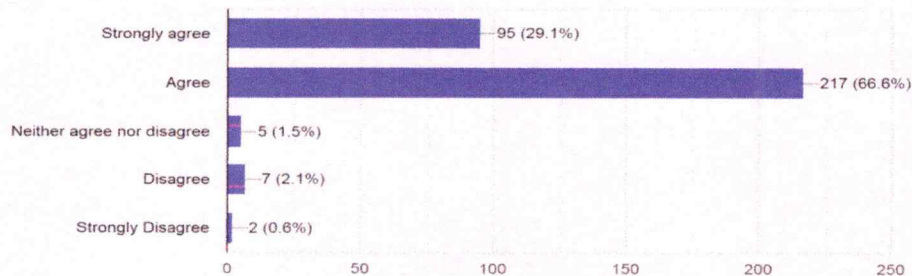
3)The teacher communicates clearly and inspire me by his teaching.  
326 responses



35.9% Students also reported that lecturers provide prompt and comprehensive and they inspired by teaching.61.7% students are agree for the same while 0.6% are not satisfy by their teaching.

❖ **The teacher is punctual in the class:**

4)The teacher is punctual in the class.  
326 responses




Above graph shows 29.1% students feel punctuality about the teacher but 66.6% students also agree punctuality about teacher but 2.1% students are disagree about it.

❖ **The teacher comes well prepared for the class:**

5)The teacher comes well prepared for the class.  
326 responses

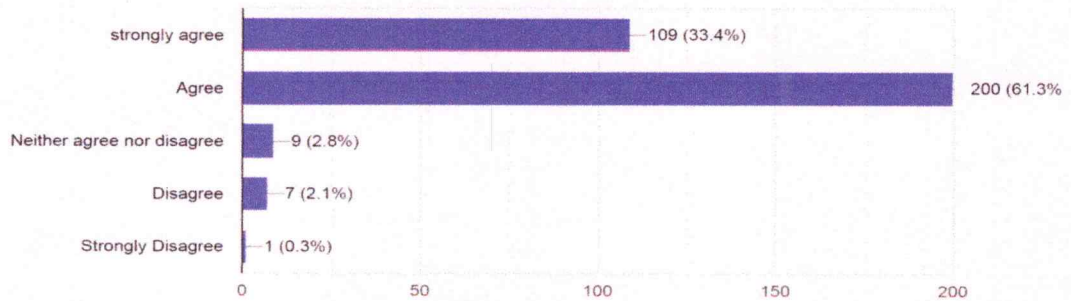


The above graph shows 33.4% students feel strong agree for well preparation of subject content about teacher and 61.9% students agree for their preparation but 1.8% students are not satisfy for their preparation.



❖ **The teacher encourages participation and discussion in the class:**

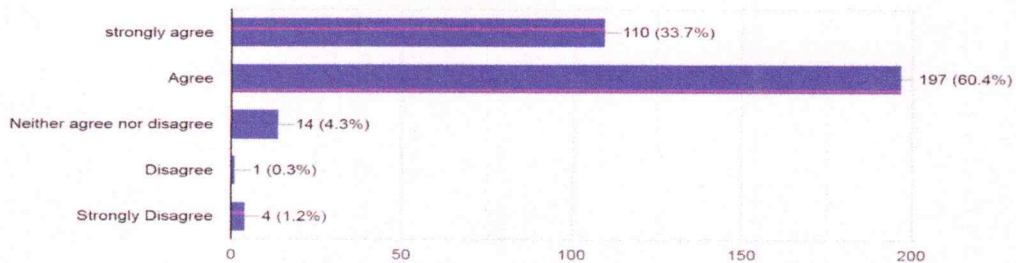
6)The teacher encourages participation and discussion in the class.  
326 responses



According to above graph 33.4% students strongly agree for the participation and discussion in the class by the teacher while 61.3% students agree for same but 2.1% & students are not satisfied on teachers' encouragement and discussion.

❖ **The teacher uses modern teaching aids,hand out,Suitable references, PowerPoint presentation, web resources:**


7)The teacher uses modern teaching aids, handout, suitable references, power point presentation, web resources etc.  
326 responses



The above graph shows 33.7% students are strongly agree, 60.4% students agree and 0.3% students feel that there is need to add latest technology.

❖ **The teacher's attitude the students is friendly & helpful:**

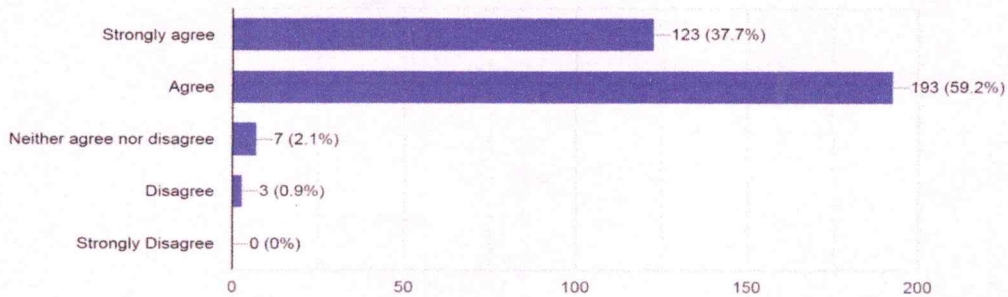
8)The teacher's attitude towards the students is friendly & helpful.  
326 responses



According to above graph 35.9% students feel strong agree on the teachers attitude as friendly and helpful nature while 59.8% students agree on teacher's attitude but 0.9% students are not satisfied on attitude of teachers.

❖ **The teachers is available and accessible in the department:**

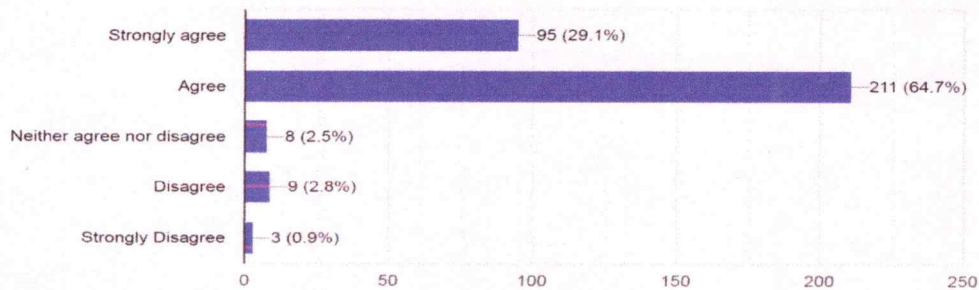
9)The teacher is available and accessible in the department.  
326 responses



37.7% students have been that teachers is available and accessible in the department while 59.2% students are agree with this statement but 0.9% students are disagree.

❖ **The evaluation process is fair and unbiased:**


10)The evaluation process is fair and unbiased.  
326 responses




The above graph shows, 29.1 % students are strongly agree on the evaluation process and 64.7 % students are agree on the evaluation process such as fair and unbiased.2.8% of the students disagree to evaluation process is fair and unbiased.

❖ **Regular and timely feedback is given on your performance:**

11)Regular and timely feedback is given on your performance.  
326 responses



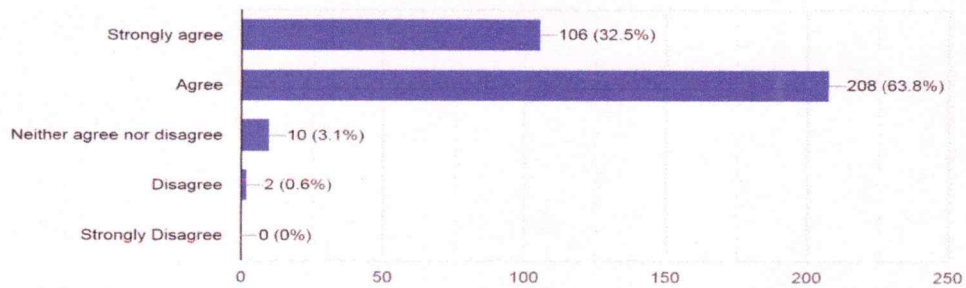
31.3 % students are well satisfied on regular and timely feedback while 64.4 % students satisfied on the same but 0.9 % students dislike it.



❖ **Periodical assessment are conducted as per schedule:**

12) Periodical assessment are conducted as per schedule.

326 responses

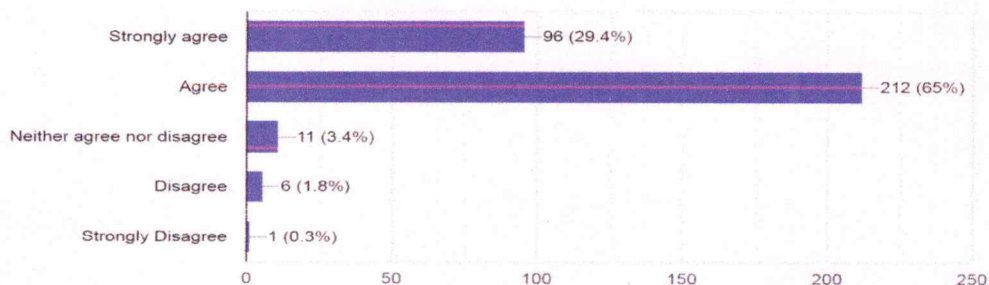


The above graph shows, 32.5% students are strongly agree for the conduction of periodical assessment and agreed by 63.8 % students but disagreed by 0.6 % students.

❖ **I have learnt and understood the subject materials in this course:**

13) I have learnt and understood the subject materials in this course.

326 responses



Most of the student have learnt and understood the subject materials in this course but only 1.8 % student are not satisfied in this course.

Chairman,  
Feedback Committee



**Rayat Shikshan Sanstha's**  
**Dr. Patangrao Kadam Mahavidyalaya, Ramanandnagar (Burli)**  
**Feedback Committee**

**Feedback Analysis of Teachers on College**

**Academic Year-2020-21**

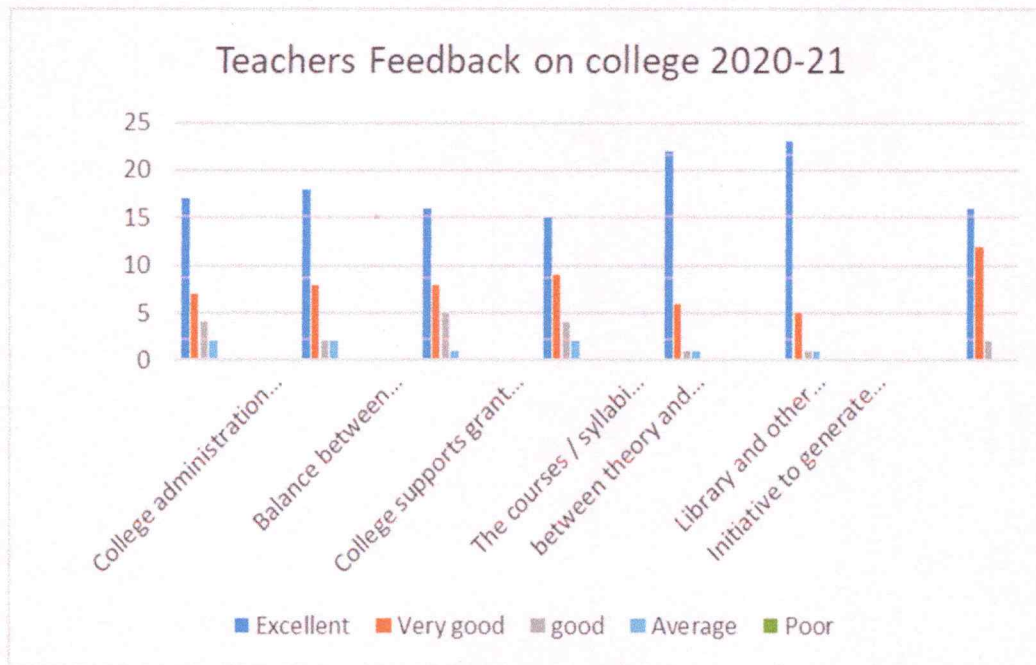
**Submitted to**

**Internal Quality Assurance Cell**

We have received 30 teachers' offline feedback on college. There are 17 males and 13 female respondents in the survey sample. Following table shows the summary of the responses given by teacher for each parameter.

Sr. No	Particulars	Excellent	Very good	good	Average	Poor
1	Overall academic atmosphere and culture of the college from a faculty perspective	17	7	4	2	0
2	College administration values and supports from your professional development	18	8	2	2	0
3	Balance between teaching and research expectations by the college	16	8	5	1	0
4	College supports grant applications, research funding and publication opportunities	15	9	4	2	0
5	The courses / syllabi taught by me have a good balance between theory and application	22	6	1	1	0
6	Library and other facilities are suitable for self-learning for students.	23	5	1	1	0
7	Initiative to generate positive impact on the academic ambience of the college.	16	12	2	0	0





All the teachers who participated in this survey are satisfied with the ambience of the college. There are about 56.66% teachers who said that Overall academic atmosphere and culture of the college from a faculty perspective is excellent and 23.33 % teachers agree with good. 60% teachers said that the College administration values and supports from your professional development is excellent. All the teachers are satisfied with the Library and other facilities are suitable for self-learning for students. Overall, it seems that majority of the teachers have rated excellent for all the points considered here.

#### **Recommendations and suggestions:**

Teachers are recommended and suggested that:

1. Provide seed money for research.
2. Arrange workshop for promotional placement.

*Prage*  
Chairman,  
Feedback Committee



*Prage*  
Principal,  
Dr. Patangrao Kadam Mahavidyalaya,  
Ramanandnagar (Burl)  
Tal. Palus, Dist. Sangli.

**Rayat Shikshan Sanstha's**

**Dr.Patangrao Kadam Mahavidyalaya, Ramanandnagar (Burli).**

**Analysis of Employers Feedback**

**2020-21**

Feedback committee of the college has developed questionnaire for the feedback from the employers about the impressions of the college students. The questionnaire consists seventeen questions deals with the firm of employers, the performance of the college students on their firms, attitude of the employee, the connection of the curriculum with the work etc. and 17<sup>th</sup> question is about any suggestion or comment. The questionnaire was circulated among the employers and the collected feedback forms were analyzed. The following findings and the actions were taken based on the analysis.

**Findings:**

1. Out of total, 91% employers were satisfied with the student employee of the college.
2. 90% of the employers were happy to their capacity to developing practical solutions to work problem.
3. All the employers were satisfied with the organization of Co-Curricular activities at the departmental level. They stated that these activities are helpful for the development of their various skills.
4. Out of total 60% employers were self-motivated and taking on appropriate level of responsibility, they have technical knowledge and communication skills.


**Recommendations and suggestions:**

Students employers are recommended and suggested that:

1. Purchase extra computers and software's.
2. Arrange Employability skills training programmes.

  
Chairman,  
Feedback Committee



  
Principal,  
Dr. Patangrao Kadam Mahavidyalaya,  
Ramanandnagar (Burli)  
Tal. Palus, Dist. Sangli.



**Rayat Shikshan Sanstha's**  
**Dr. Patangrao Kadam Mahavidyalaya, Ramanandnagar (Burl)**  
**Tal-Palus, Dist. - Sangli (M.S.) India.**

**Analysis of Alumni Feedback**

**Academic Year 2020-21**

The college has developed questionnaire for the alumni on the overall effect of the institution for their development. The questionnaire consist two parameters in which the first parameters is about general information of the students, such as name degree and occupation. The second parameter deals with opinion of alumnus about college development and facilities provided to the students by the college. The last question deals with any suggestion or comment by alumni students. The questionnaire was circulated among alumni and collected for analysis. The following findings and actions were taken based on the analysis.

**Findings:**

1. 70% of the students said, they have acquired skill/competencies from the degree/course that are useful in their profession.
2. Out of total, 74% students show their willingness in contributing the development of the college. While, 2% alumni have already contributed to the development of the college.
3. 72% Alumni satisfied with the college about education imparted at our college.
4. 60% of the Alumni suggested that to start skill development courses.


**Recommendations and Suggestions:**

Alumni's are recommended and suggested that

1. To start new skill development courses.
2. To start new professional development courses.

  
Chairman,  
Feedback Committee



  
Principal,  
Dr. Patangrao Kadam Mahavidyalaya,  
Ramanandnagar (Burl)  
Tal. Palus, Dist. Sangli.

**Rayat Shikshan Sanstha's**  
**Dr.Patangrao Kadam Mahavidyalaya, Ramanandnagar (Burli)**  
**Feedback Committee**  
**Feedback Analysis of Parents about College**  
**Academic Year: 2020-21**  
**Submitted to**  
**Internal Quality Assurance Cell**

**Introduction and Objectives:**

Rayat Shikshan Sanstha's, **Dr. Patangrao Kadam Mahavidyalaya, Ramanandnagar (Burli)** was established in the year 1968. The college aims at the overall development of the students to become entrepreneurs and professionals in the respective disciplines. Every year survey has conducted to assess the satisfaction of all the stakeholders regarding curriculum, teaching, learning, evaluation and infrastructure of the college. Receiving positive and negative feedback are an important in helping monitor and evaluate the provision. Feedback from all stakeholders is a contributing factor to run a successful college or institution.

**Methodology:**

In academic year 2020-21, we asked all stakeholders to fill a feedback form (provided by college). The feedback forms have also available on the college website. Filling of feedback is mandatory.

**Design of Feedback:**

The responses from the parents are collected on the four-point scale (Likert scale)

- 9) Very Good
- 10) Good
- 11) Satisfactory
- 12) Unsatisfactory



### Data Coding:

Least is best method is used to code data. It means lowest rank is given to the unsatisfactory response and next rank is given to satisfactory response and so on.

- 1) Unsatisfactory
- 2) Satisfactory
- 3) Good
- 4) Very Good

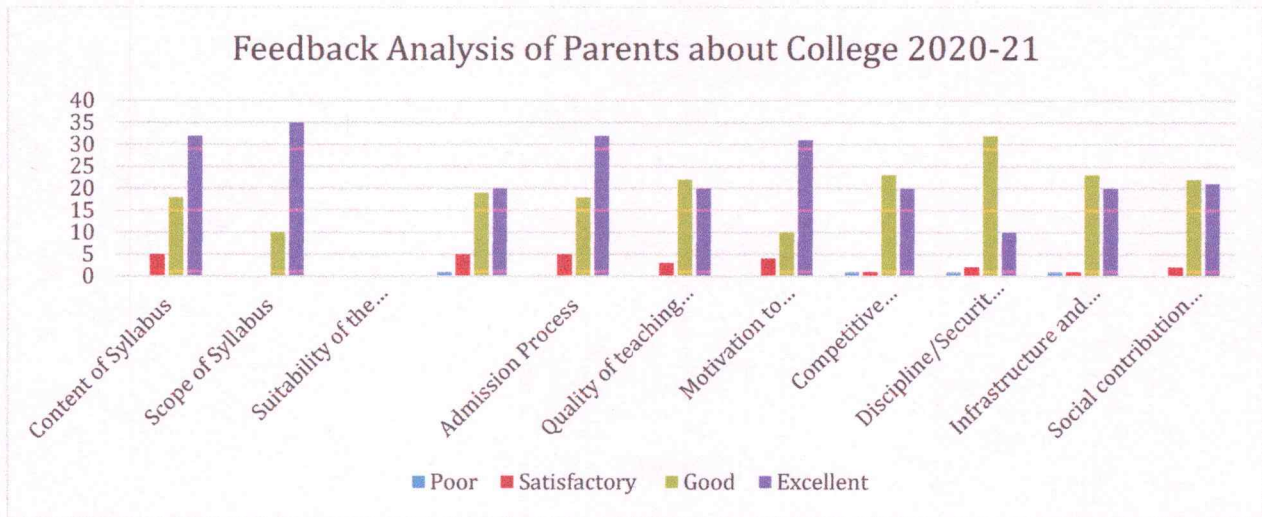
### Analysis of Feedback:

Feedback was collected and analyzed by Feedback Analysis Committee of the college. Opinion of all the stakeholders is obtained about each parameter in terms of percentage. Analyze the data using tabular and graphical representation.

### Overall Opinion:

Response	Poor	Satisfactory	Good	Excellent
Content of Syllabus	0	5	18	32
Scope of Syllabus	0	0	10	35
Suitability of the course for employment	1	5	19	20
Admission Process	0	5	18	32
Quality of teaching in the college	0	3	22	20
Motivation to students to participate in co-curricular and extra- curricular activities	0	4	10	31
Competitive examination Guidance/Career Oriented Programmes	1	1	23	20
Discipline/Security in college premises	1	2	32	10
Infrastructure and lab facility	1	1	23	20
Social contribution and responsibility of college	0	2	22	21





#### Conclusion:

Feedback for parents was analyzed and the opinion of the stakeholders is obtained about each parameter in terms of percentage. From feedback the conclusions are: All the respondents are satisfied with the opinion that, Contribution of the college in overall development of your ward, 95% respondents are satisfied with scope of syllabus, more than 90% respondents are admission process of the college. All the respondent's opinion about Quality of teaching in the college, more than 95% respondents are satisfied with the infrastructure and lab facility of the college, more than 97% respondents are satisfied with the discipline/security in college premises.

#### Suggestion/ Recommendation:

The parent suggested and recommended that

4. Arrange the parent meet frequently for student improvements.
5. Start the Skill oriented course.
6. Provide advanced laboratory equipment.

*Prage*  
Chairman,  
Feedback Committee



*Chad*  
Principal,  
Dr. Patangrao Kadam Mahavidyalaya,  
Ramanandnagar (Burl)  
Tal. Palus, Dist. Sangli.